

## Reduced Port



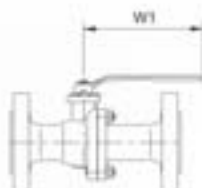
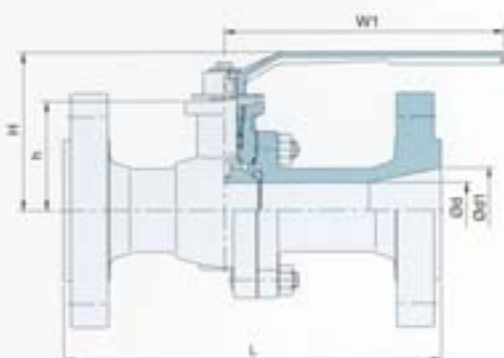
### Construction:

Split body, reduced port, free floating ball, "fire-safe" designed to API-607\*, blow-out proof stem, extended stuffing box, cavity relieving seats, anti-static design, pressure balance hole in ball and locking device. Designed to API-6D, ASME B16.34, API 608 and BS 5351 specifications.

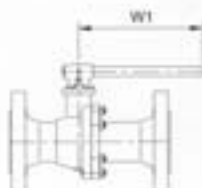
Note: Manufactured and conforms to NACE standard MR 0175 \* API-607 "fire-safe" tested and certified, 3/4" thru 10" size.

### Dimensions

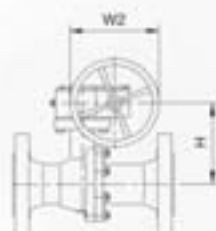
Face to Face	ASME B 16.10 & API 6D Long Pattern
End Flange	ASME B 16.5
Min. Port	API 6D
Min. Wall Thick.	ASME B 16.34 & BS 5351



Size 2-4 inch



Size 6-8 inch



Size 4-10 inch

## Class 150/300

Valve Size		3/4"	1"	1 1/2"	2"	2 1/2"	3"	4"	6"	8"	10"	
		20mm	25mm	40mm	50mm	65mm	80mm	100mm	150mm	200mm	250mm	
od/od1	inch	0.59 / 0.79	0.79 / 0.98	0.98 / 1.50	1.50 / 1.97	1.97 / 2.56	2.56 / 2.99	2.99 / 3.94	3.94 / 5.98	5.98 / 7.99	7.99 / 10.00	
	mm	15 / 20	20 / 25	25 / 38	38 / 50	50 / 65	65 / 76	76 / 100	100 / 152	152 / 203	203 / 254	
L (RF)	150	inch	4.61	5.00	6.50	7.01	7.52	7.99	9.02	15.51	17.99	20.98
		mm	117	127	165	178	191	203	229	394	457	533
	300	inch	5.98	8.50	7.52	8.50	9.49	11.14	12.01	15.87	19.76	22.36
		mm	152	165	191	216	241	283	305	403	502	568
h	inch	2.05	2.19	2.64	3.35	3.86	4.61	5.71	6.34	9.13	10.75	
	mm	52	55.5	67	85	98	117	145	161	232	273	
H	inch	3.46	3.62	3.98	4.88	5.59	6.26	7.64	8.27	11.50	12.52	
	mm	88	92	101	124	142	159	194	210	292	318	
W1	inch	5.51	5.51	6.69	9.84	9.84	13.78	13.78	18.11	31.50	39.37	
	mm	140	140	170	250	250	350	350	480	800	1000	
W2	inch	N/A	N/A	N/A	N/A	N/A	N/A	11.81	11.81	15.75	19.69	
	mm	N/A	N/A	N/A	N/A	N/A	N/A	300	300	400	500	
Approx. Weight	150	Lb	4.4	7.7	11.0	19.8	28.7	46.3	66.2	110.3	220.5	396.9
		kg	2	3.5	5	9	13	21	30	50	100	180
	300	Lb	6.6	10.1	15.4	27.6	37.5	72.8	88.2	154.4	286.7	485.1
		kg	3	4.6	7	12.5	17	33	40	70	130	220

Gear operators are available for most sizes.